

DATSUN genuine

 **HITACHI**
CAR RADIO


model KM-1520ZC



OPERATING GUIDE

Your HITACHI CAR RADIO, model KM-1520ZC is a highly sensitive IC car radio. Its graceful styling and superb performance make your driving more comfortable. In order that you make better use of this car radio, we ask you to read this pamphlet thoroughly.

OPERATION



To switch on

Push in the ON-OFF SWITCH. To switch off the radio, push the switch again.

To desired volume

To increase volume, turn the VOLUME CONTROL clockwise.

To use power antenna


To extend antenna, press the right side (▲) of the ANTENNA SWITCH, and releasing the SWITCH will stop antenna movement. The antenna will go down by pressing the left side (▼) of the SWITCH.

To select desired band

Push in desired TUNING BUTTON.

To tune in

Turn the TUNING CONTROL and adjust the dial pointer to the frequency of the desired station.




- When the antenna goes up or goes down completely, the antenna movement will stop, however, the motor


remains in operation. Accordingly, release your finger from the ANTENNA SWITCH.

HOW TO SET TUNING BUTTON FOR THE DESIRED STATION

1. Push in desired button and pull out it.




2. Tune the radio exactly for the desired broadcast station by turning tuning control.



3. Push in the button until a snap is heard.

Set the other buttons for the other stations respectively in the same manner as mentioned above. Now you can select the desired broadcast merely by pushing the button corresponding to the broadcast.

When the broadcast once set can not be heard well or if you want to set the button for the other station. follow the same manner as mentioned above.



GENERAL DIRECTIONS

- Keep the radio away from heat and moisture.
Direct contact with something very hot or long exposure to strong sunlight may damage the radio.
- When your car body is much over heated with strong sunlight, use the radio after cooling the body by driving your car for a while.
- In weak signal areas, extend car antenna to its full length.
Where signals are strong enough, insert the antenna into its receptacle.
- When the power antenna is damaged, please use the antenna designated by DATSUN.

SPECIFICATIONS

CIRCUIT SYSTEM	All transistor superheterodyne with RF amp. system
TUNING RANGE	FM 88 ~ 108MHz AM 535 ~ 1,605KHz
TRANSISTOR	13
IC	1
DIODE	9
THERMISTOR	2
POWER SUPPLY	DC 12V negative ground
CURRENT CONSUMPTION	200 mA (with no signal)
AUDIO OUTPUT	3.5W (THD 10%)
LOUDSPEAKER	5 1/8" PM 4 ohms
ANTENNA	Power antenna (RO-74B)
WEIGHT	2 lbs. 14 oz.

NISSAN MOTOR CORP.



Hitachi, Ltd. Tokyo Japan

Head Office : 5, 1-chome, Marunouchi, Chiyoda-ku, Tokyo
Tel. Tokyo (212) 1111 (80 lines)
Cable Address: "HITACHY" TOKYO
Codes : All Codes Used